





# Welcome to AgriMAXX Wheat

## ***The Home of High Performance Wheat® and the 100 Bushel Club®***

Last year we celebrated our 15th year anniversary, which provided many opportunities to reflect on what we've accomplished, where we are today, and what the future looks like. Many of you have had similar experiences with your farms and/or businesses throughout the years.

**At AgriMAXX Wheat, our mission is to deliver superior wheat varieties to the American farmer.**

**Looking back**, we are proud of what this promise has delivered thus far.

- Our introduction of the **Ultra Early maturity class** helped transform double cropping capabilities.
- With our superior varieties, we launched the **100 Bushel Club**... and subsequently the **125 Bushel Club** and **150 Bushel Club**. The number of elite growers hitting these yields is inspiring and continues to motivate us.
- We launched the **Heavyweight™ Series**, delivering superior test weights not previously experienced before. 67# is real!
- We launched the **Defender™ Series**, showcasing enhanced disease resistance in varieties.

**Today**, our focus is on the pursuit of yield and agronomics. We are welcoming more growers into our 150 Bushel Club. 150 bu/ac field averages, we did it! Also, the near-term pipeline is going to roll out some exciting varieties... bringing more yield to the early class, better standability, and better disease. All these add up to more strength and confidence in the AgriMAXX lineup.

**Looking to the future is simply exciting.** Innovation is going to bring significant improvements to help feed our hungry world. Some examples include: the mapping of the wheat genome, drought resistant genes, multi-level disease resistance, nitrogen-use-efficiency, and hybridization.

As you plan for 2025, take a look at the new varieties. There are some excellent selections that will bolster the performance on your farm. Thank you for partnering with us on your High Performance Wheat needs!



Warm Regards,

**Dale Wehmeyer**  
Founder

**Matt Wehmeyer**  
President

## ***15+ Years***

More than 15 years in business with proven variety performance.

## ***19 Varieties***

Offering 19 locally adapted wheat products because every farm, grower and region is different.

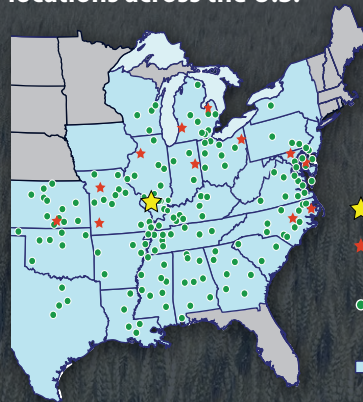
## ***3 Elite Clubs***

Once farmers have field averages above 100 bushels per acre, they enter our 100, 125 or 150 Bushel Clubs!



## ***26 States***

Located in 26 states with 191 research locations across the U.S.



- ★ Headquarters
- ★ Production Locations
- Research Locations
- AgriMAXX Footprint



# The Wheat Specialists

## ***The largest independent, family-owned wheat company***

The industry often looks at the current year economics as the leading reason to plant wheat. While important, the true value of wheat in the rotation is much greater!

### WHY WHEAT?

- 1 *Minimizes soil erosion*
- 2 *Improves soil organic matter*
- 3 *Utilizes excess nutrients in the soil*
- 4 *Enhances crop diversity for weed and pest management*
- 5 *Spreads out operational costs over more acres, if double cropping*
- 6 *Provides summer cash flow and income*
- 7 *Improves yields on corn and soybean rotated acres*

We specialize in High Performance Wheat to help growers achieve their goals. **High Performance Wheat is a combination of factors, and it begins with yield.** It also means high test weight, great standability, response to high management, elite disease resistance, straw yield, and more. Our High Performance Wheat is designed to enhance our grower profitability. Your local AgriMAXX Representative can help guide you to select the best varieties for your operation.



***Congratulations to Justison Farms on their contest winning  
field of AM 513 and a yield of 151.64 bu/ac!***



(855) 629-9432 • [www.agrimaxxwheat.com](http://www.agrimaxxwheat.com)

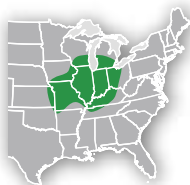


# Soft Red Winter Wheat

## AM 520

**Ultra Early**

**HEAVYWEIGHT™**



- Ultra early for quick start to harvest
- Heavyweight™! Superior test weight
- Great yields across Midwest for maturity class
- Aggressive tillering variety
- Responds to fungicides for enhanced leaf health

AM 520 is the top of the ultra early maturity class, allowing a fast start to harvest. It packs a punch with our special HEAVYWEIGHT™ designation! Bringing more yield and heavier test weight into this ultra early class, growers will improve their wheat and double crop soybean returns. This variety does well in management programs that use fungicides and Palisade. AM 520 has shown broad adaptation to many soil profiles, especially in lighter soils. Growers will like its huge grain heads and attractive appearance in the field.

Maturity	Ultra Early
Head Type	Smooth
Height	Medium Tall
Test Weight	10
Head Scab	8
Lodging	6



## AM 492

**Very Early**

**HEAVYWEIGHT™**



- Excellent test weight
- Joints early, shows early nitrogen demand need
- Good for late planting
- Tillers well
- Fungicide at bloom recommended
- Best behind soybeans

AM 492 is a very early variety with top-of-the-line test weight AND yield for the South. It tillers well and joints early, making it a better fit for later plantings. This variety works well across a wide range of soil profiles. Our data has shown that AM 492 provides a high ROI for a fungicide application at bloom. Growers will be impressed with the huge grain heads and attractive looks at harvest!

Maturity	Very Early
Head Type	Bearded
Height	Medium
Test Weight	10
Head Scab	5
Lodging	8



## AM 531

**Very Early/ Early**

**HEAVYWEIGHT™**



- Heavyweight™ for elite test weight
- Late jointing variety, but matures early/very early
- Straw dries quickly & makes double cropping easier
- Very good head scab resistance
- Excellent milling & baking qualities
- Environmental workhorse

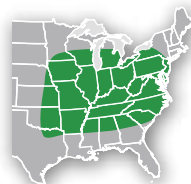
AM 531 is a HEAVYWEIGHT™ that brings value to the double crop farmer. This variety performs well in no-till with very good emergence. If you plant early, you will like the late joint of AM 531 to lessen the risk of spring freeze damage. This variety does well in a fungicide program to help overall health and performance. Additionally, AM 531 minimizes head scab infections with a very good rating, enabling it to be planted behind corn and put high quality grain in the bin. Speaking of high quality, some mills have AM 531 on their preferred list.

Maturity	VE/Early
Head Type	Smooth
Height	Medium Tall
Test Weight	10
Head Scab	8
Lodging	8



## AM 503

**Medium Early**



- Proven top-end yielder
- Excellent head scab resistance & good test weight
- Palisade recommended in high fertility
- Place in all soils, but strong in lighter soils and/or lower fertility
- Good choice behind corn & soybeans
- Good choice for 15" rows

AM 503 is a big time variety. Growers can expect elite yields, excellent head scab resistance and strong foliar disease scores. This variety has excellent stress tolerance to power through tough environments while maintaining superior yield potential for productive environments. AM 503 joints late for maturity class to lessen risk of spring freeze. It is the star-of-the-show and a show-off at harvest with huge head flex...producing 20+ spikelet heads. You'll want to show it off, too!

Maturity	Medium Early
Head Type	Smooth
Height	Medium Tall
Test Weight	9
Head Scab	10
Lodging	7





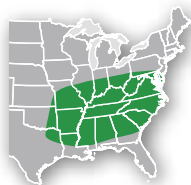




# Soft Red Winter Wheat

## AM 514

**Medium**



- Top performer in the South & Midwest
- Strong tillering capability, excellent for 15" rows
- Great choice for lighter soils & lower fertility environments
- Palisade recommended in high fertility
- Impressive all season & beauty at harvest

AM 514 is a top yielding variety in the Midwest and South for multiple years. AM 514 is an aggressive tillering variety with a robust plant profile that works best in lower organic matter soils, low fertility environments, late plantings and areas where growers need more heads per sq/yd. This variety is better suited at average to lower populations versus higher populations. Good plant health and excellent head scab scores make it a beauty at harvest.

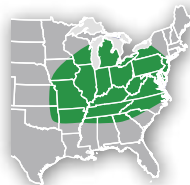
Maturity	Medium
Head Type	Bearded
Height	Medium
Test Weight	6
Head Scab	8
Lodging	6



## AM 505

**Medium**

**HEAVYWEIGHT™**



- Superior test weight, ranked #1
- Workhorse + racehorse combo
- Stiff straw for high fertility environments & higher populations
- Very good head scab resistance, good behind corn
- Widespread soil placement

AM 505 is a HEAVYWEIGHT™ variety that showcases #1 test weight AND #1 yield finishes...a rarity and a must plant! Test weights in the 63-65# range will be a theme. When we evaluate yield, test weight, head scab, stripe rust and standability, AM 505 checks all the boxes. AM 505 can be planted in all soils and we have seen it beef up even more in productive and fertile environments. This leader variety is a farmer favorite and will set many new farm records.

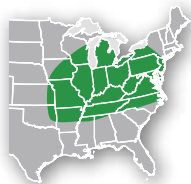
Maturity	Medium
Head Type	Bearded
Height	Medium
Test Weight	10
Head Scab	8
Lodging	9



## AM 525

**Medium**

**DEFENDER™**



- New & improved AM 454... extreme top-end yield potential + superior disease resistance
- Responds to high management & fertile soils
- Defender™ with excellent agronomics
- Good for early planting
- Maximizes photosynthesis all season long with erect canopy growth

This is the new and improved AM 454... so upgrade your horsepower to AM 525! The biggest improvement is noticed in disease resistance. When comparing them, AM 525 has better BYDV, septoria leaf blotch, leaf rust, stripe rust and head scab resistance... the complete package. AM 525 packs a yield punch too, winning state yield contests and welcoming growers into our 150 Bushel Club. AM 525 thrives in high management programs and fertile soils. We've seen this variety handle wet field conditions as well.

Maturity	Medium
Head Type	Bearded
Height	Medium
Test Weight	8
Head Scab	8
Lodging	8



## AM 535

**Medium**

**HEAVYWEIGHT™**



- Heavyweight™ Elite test weight
- New & improved version of AM 415
- Broad placement for all soil types
- Stiff straw for high management programs
- Excellent stress tolerance for stability
- Hessian fly resistance to most biotypes
- Responds to fungicide at bloom

AM 535 is a HEAVYWEIGHT™ that is a new and improved AM 415. AM 535 dominates in the same footprint AM 415 did, so if you liked 415, you'll love 535. This variety can be placed across a wide variety of soil profiles and has the resilience to bring big yields, heavy test weight, great standability, good foliar disease scores and Hessian fly tolerance. Good years and tough years, AM 535 should be a consistent performer to depend on. Full speed ahead!

Maturity	Medium
Head Type	Bearded
Height	Medium
Test Weight	10
Head Scab	7
Lodging	10

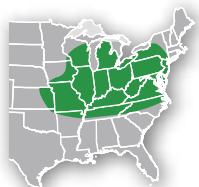




# Soft Red Winter Wheat

## AM 545

**Medium**



- *Yield Champion!*
- *Elite performance across the Midwest & North*
- *Excellent choice for fields with high fertility*
- *Can be pushed in high management programs*
- *Responds to fungicides*
- *Top yielder in multi-year data*

AM 545 is the new yield champion for wheat growers. This medium maturity unlocks a new level of top-end yield for high management programs. AM 545 is built for yield, yield and yield. This variety has excellent standability and good head scab scores to benefit growers. With a later jointing date, you can plant it earlier in the fall with confidence. AM 545 is a great fit for average to better soils where you're looking to push yields. As with most racehorse varieties, we recommend the use of fungicides to help protect against rusts and elevate yield.

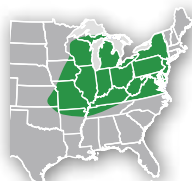
Maturity	Medium
Head Type	Bearded
Height	Medium
Test Weight	7
Head Scab	8
Lodging	9



## AM 555

**Medium**

**NEW**



- *Star of the show in plots and fields*
- *Got-to-have-it looks and eye appeal*
- *Heavy tillering and long heads*
- *Excellent standability for higher nitrogen rates*
- *Offensive, racehorse variety for high management*

We are excited to finally release AM 555 in the Midwest. This variety topped a numerous amount of research plots during advancement and demonstrates racehorse yield potential in good growing environments. For growers needing top-of-the-line standability, AM 555 is a go-to choice. AM 555 is a 5 star beauty that responds to high management programs by producing a lot of huge grain heads and big yields.

Maturity	Medium
Head Type	Bearded
Height	Medium
Test Weight	7
Head Scab	7
Lodging	10



## AM 516

**Medium/Med. Late**



- *Superior performance in the eastern U.S.*
- *Yield, yield & yield*
- *Adapted for all environments & soils... Mr. Go Anywhere*
- *Good choice if wanting to lessen freeze risk in the East*
- *Hessian fly resistance to some biotypes*

AM 516 is a go-anywhere, dominant and stable variety across much of the major wheat growing regions. Regionally, AM 516 is a powerhouse and must plant in the eastern and northern growing regions, bringing a new level of yield. This variety checks all the boxes with top-of-the-line agronomics and eye appeal. AM 516 is a strong tillering variety that builds a high head count for elite yields, year after year.

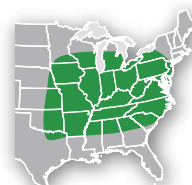
Maturity	Medium/ML
Head Type	Bearded
Height	Medium
Test Weight	7
Head Scab	9
Lodging	8



## AM 556

**Medium/Med. Late**

**NEW**



- *All about yield with large, uniform head size*
- *Good for early planting with late joint*
- *Best in well-drained, average and lighter soils*
- *Nutrient scavenger that's good for lower nitrogen rates*
- *Good head scab & stripe rust scores. Manage leaf rust.*
- *Palisade recommended for optimal results*

AM 556 dominated research trials and 3<sup>rd</sup> party testing during advancement. This medium/medium late variety will elevate yield potentials for average to lighter soils. AM 556 demonstrates good stress tolerance to handle heat and drought. This late jointing variety will work well in early planted scenarios and also be a good fit behind corn. We recommend Palisade if trying to push fertility rates. Growers can see the yield before the combine with the large, uniform head sizes.

Maturity	Medium/ML
Head Type	Bearded
Height	Medium Tall
Test Weight	7
Head Scab	9
Lodging	6





# Soft White Winter Wheat

# AM Mackinaw

## Medium



- *Simply the best variety for Michigan*
- *Industry leading yield & head scab protection combo*
- *Moderate on rusts, could benefit from fungicides*
- *Stiff straw*
- *Many #1 finishes in the thumb of Michigan*

AM Mackinaw is a high flying variety, full of eye appeal and ready to impress. It showcases next level yield performances in a high management system, making it an excellent choice for top growers. AM Mackinaw brings an improved FHB resistance and lower DON levels when compared to competitive varieties. Millers will enjoy the excellent quality this variety offers. Adapted to all soils and environments, AM Mackinaw is the crown jewel for SWW growers in Michigan.

<b>Maturity</b>	<b>Medium</b>
<b>Head Type</b>	<b>Awnletted</b>
<b>Height</b>	<b>Medium Short</b>
<b>Test Weight</b>	<b>8</b>
<b>Head Scab</b>	<b>8</b>
<b>Lodging</b>	<b>10</b>



# Hard Red Winter Wheat

# AM Cartwright

## Medium



- *Top yielding variety for Central Plains*
- *DEFENDER™ with top rated disease resistance*
- *Excellent against stripe rust & leaf rust*
- *Very high top-end yield potential*
- *Good planted early & late*
- *Excellent milling & baking quality*

AM Cartwright is a high yielding variety with one of the best leaf disease packages in the industry. Our data shows that in a non-fungicide program, it is one of the best you can plant. It holds a clean flag leaf all season with great scores against stripe rust and leaf rust. It also responds and stands well in high management programs, showcasing 100 bpa finishes! AM Cartwright carries Hessian fly resistance, moderate tolerance to acid soils, strong fall vigor, season-long attractiveness, elite plant health and big heads at harvest.

<b>Maturity</b>	<b>Medium</b>
<b>Head Type</b>	<b>Bearded</b>
<b>Height</b>	<b>Medium Short</b>
<b>Test Weight</b>	<b>7</b>
<b>Head Scab</b>	<b>5</b>
<b>Lodging</b>	<b>8</b>



***Plant a Heavyweight™  
or Defender™!***



**Want heavy test weight  
capable of 66#? Maximize your  
grain quality and marketability  
by planting a Heavyweight™!**

**Want enhanced disease protection and top yield potential? Plant a Defender™!**

## NOTES

[illegible]



# Plant Ratings

Scan the QR code with the camera on your smartphone to view all AgriMAXX Wheat Varieties on our website!



AGRIMAXX VARIETY	Maturity	Head Type	Plant Height	Yield Potential	Double Crop Suitability	Straw Yield	Winter Hardiness	Lodging	Test Weight	Head Scab	Leaf Rust	Stripe Rust	Septoria Leaf Blotch	Septoria Glume Blotch	Barley Yellow Dwarf Virus	Powdery Mildew	Hessian Fly Biotypes Resistance	Spring Freeze Tolerance Risk
AM 520	UE	S	MT	7	10	8	7	6	10	7	6	5	7	8	6	6	-	4
AM 492	VE	B	M	9	10	5	5	8	10	5	10	9	6	8	7	9	-	4
AM 531	VE/E	S	MT	9	10	6	8	8	10	8	8	7	4	8	6	5	-	8
AM 511**	E	B	MS	9	10	4	9	6	7	9	8	9	8	7	7	5	-	6
AM 503*	ME	S	MT	10	9	7	9	7	9	10	7	8	7	9	7	5	C	8
AM 513*	ME	B	M	10	9	8	8	8	10	9	8	9	8	8	9	8	B, D O, L	8
AM 543***	ME	S	M	9	9	6	8	9	8	8	9	7	7	7	8	8	B, D O, L	5
<b>NEW</b> AM 553***	ME	B	MS	10	9	5	7	7	8	8	5	9	8	7	5	8	-	6
AM 514**	M	B	M	10	7	8	8	6	6	8	7	9	8	7	8	7	-	6
AM 505**	M	B	M	10	8	5	8	9	10	8	6	8	6	8	4	7	-	9
AM 525***	M	B	M	10	7	6	9	8	8	8	8	9	8	7	8	7	B, O, L	8
AM 535***	M	B	M	10	8	7	7	10	10	7	8	9	7	6	6	8	B, C D, O	6
AM 545***	M	B	M	10	8	6	8	9	7	8	6	5	6	7	7	7	-	7
<b>NEW</b> AM 555***	M	B	M	10	7	7	8	10	7	7	6	6	6	7	6	7	-	8
AM 516**	M/ML	B	M	10	7	7	9	8	7	9	6	8	8	7	8	7	B, O	8
<b>NEW</b> AM 556***	M/ML	B	MT	10	7	7	9	6	7	9	5	9	9	7	7	7	-	9
AM 498	ML	S	MT	10	6	9	9	7	6	6	5	8	8	8	7	5	-	8
AM Cartwright	M	B	MS	10	8	5	8	8	7	5	9	10	7	8	5	8	GP	7
AM Mackinaw	M	AL	MS	10	5	4	9	10	8	8	5	5	6	7	5	10	-	N/A

Ratings Scale: 10 = Excellent; 5 = Average; 1 = Poor  
Maturity Scale: UE: Ultra Early; VE = Very Early; E = Early; ME = Medium Early; M = Medium; ML = Medium Late  
Plant Height Scale: S = Short; MS = Medium Short; M = Medium; MT = Medium Tall; T = Tall  
Head Type Scale: B = Bearded; S = Smooth; AL = Awnletted

The ratings, information and recommendations are taken from breeder, university, company trials and field observations. They are not guarantees as to the results, since those results may vary. No warranties either expressed or implied are intended by this chart.

\* **Patented:** This seed is protected by U.S. Patent  
**PVP Applied For:** Unauthorized Propagation Prohibited — U.S. Variety Protection Applied For

\*\* **Patented:** This seed is protected by U.S. Patent  
**PVP Issued:** Unauthorized Propagation Prohibited — U.S. Protected Variety

\*\*\* **Patent Pending:** U.S. Patent Applied For  
**PVP Issued:** Unauthorized Propagation Prohibited — U.S. Protected Variety



(855) 629-9432 • [www.agrimaxxwheat.com](http://www.agrimaxxwheat.com)



# PRIME™ Superior Seed Treatment for Elite Yields



BASIC, STANDARD, or ADVANCED

PRIME ST™ is a seed treatment technology specifically designed to increase yield and improve bottom line profitability. By protecting the plant from early-season diseases and insects,\* PRIME ST™ creates a stronger, healthier plant in the field to maintain maximum yield potential. The PRIME ST™ technology also improves seedline germination and enhances root mass for optimum water and nutrient uptake. Not only will PRIME ST™ protect yield, it helps reduce stickiness and enhances the seed flow for improved plantability.

*\*Insect protection available in the standard and advanced package.*

Powered By:



## PRIME BASIC

- Multiple fungicide active ingredients
- Protects against **Pythium** (soilborne seedling blight, root rot, damping off)
- Protects against **Rhizoctonia** (seedborne and soilborne seedling blight, root rot, damping off)
- Improves rooting power
- Better stress tolerance

## PRIME STANDARD

- All benefits of PRIME Basic + High Rate insecticide
- Early season **aphid** control (Bird cherry-oat, English grain, and Russian wheat)
- Protects against **Greenbug**
- Protects against **Hessian fly**
- Protects against **Wireworm**
- Improves plant vigor & health

## PRIME ADVANCED

- All benefits of PRIME Standard + Zinc enhancement
- Enhances tillering and promotes more aggressive roots
- Healthier plant for improved stress tolerance and higher yields



# Seeding Rate Charts

Number of Wheat Seeds to Plant Per Square Foot or Per Drill-Row Foot				
Row Width (in)	Row Length Needed for 1 sq ft (in)	Seeds/sq ft*		
		30	35	40
		Seeds/row ft needed*		
4	36	10	12	13
6	24	15	18	20
7	20.6	18	20	23
7.5	19.2	19	22	25
8	18	20	23	27
10	14.4	25	29	33
15	9.6	38	44	50
Seeds per Acre		1.31 mil	1.52 mil	1.74 mil

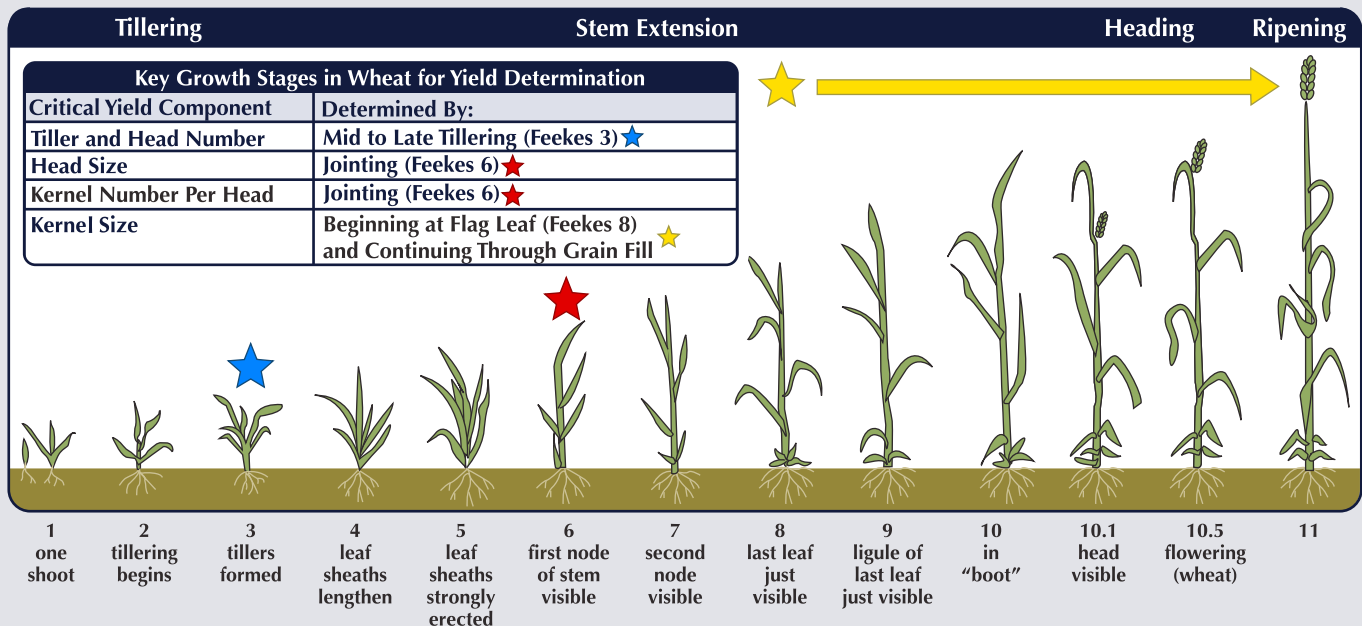
\*If planting time is delayed, increase seeding rates by 2 - 3 seeds/sq ft; 1 - 2 seeds/ row ft) for every two week delay beyond the optimum planting date.

Number of Pounds of Wheat Seed Needed, Depending on Seed Size and Seeding Rate			
Seeds/lb	Seeds/sq ft		
	30	35	40
	lbs/acre		
10,000	131	152	174
11,000	119	139	158
12,000	109	127	145
13,000	101	117	134
14,000	93	109	124
15,000	87	102	116
16,000	82	95	109
Based on 90% or Greater Germination			

Source: Chad Lee, James Herbek, David Van Sanford, & William Bruening. Comprehensive Guide to Wheat Management in Kentucky

## Influencing Wheat Yields

Yield is simply measuring the **(number of kernels) x (weight of kernels)**. Align your management strategies to these key growth stages to help influence the components of yield and maximize variety performance.



## Sign up for the Wheat Warriors!

Sign up today for The Wheat Warriors email newsletter! Delivering news and tips to your inbox for High Performance Wheat. Scan the QR code to sign up!







## Sign up for the Wheat Warriors!

Sign up today for The Wheat Warriors email newsletter! Delivering news and tips to your inbox for High Performance Wheat. Scan the QR code to sign up!



AgriMAXX Wheat Company, LLC  
7167 Highbanks Road, Mascoutah, IL 62258  
(855) 629-9432