

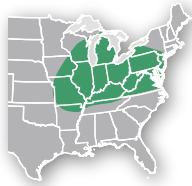
Soft Red Winter • VERY EARLY/EARLY

# AM 531

**HEAVYWEIGHT™**



high performance wheat



<b>Maturity</b>	<b>VE/Early</b>
<b>Head Type</b>	<b>Smooth</b>
<b>Height</b>	<b>Medium Tall</b>




- Heavyweight™ for elite test weight
- Late jointing product, but matures early/very early
- Straw dries quickly & makes double cropping easier
- Very good head scab resistance
- Excellent milling & baking qualities
- Environmental workhorse

AM 531 is a HEAVYWEIGHT™ that brings value to the double crop farmer. This product performs well in no-till with very good emergence. If you plant early, you will like the late joint of AM 531 to lessen the risk of spring freeze damage. This product does well in a fungicide program to help overall health and performance. Additionally, AM 531 minimizes head scab infections with a very good rating, enabling it to be planted behind corn and put high quality grain in the bin. Speaking of high quality, some mills have AM 531 on their preferred list.

## CHARACTERISTICS

10=best




## SPECIAL RECOGNITIONS



## DISEASE RATINGS

10=best



The ratings, information and recommendations are taken from breeder, university, company trials and field observations. They are not guarantees as to the results, since those results may vary. No warranties either expressed or implied are intended by this chart.

855-629-9432



www.agrimaxxwheat.com